

Issue 246: Aug. 25, 2006

Market Activity (week ending Aug. 25, 2006)

Transaction name	Class details	Rating	Sector	Date
MG Wholesale CMBS Pty Ltd.	A\$250 million, due March 2012	AAA (prelim.)	CMBS	Aug. 24, 2006

Closed

Obelisk Trust 2006-5 Keolis	A\$11.5 million, due August 2013	AAA _p NRI	CDO/Repack	Aug. 24, 2006
Obelisk Trust 2006-6 Keolis	A\$33.5 million, due August 2013	AAA _p NRI	CDO/Repack	Aug. 24, 2006
Rock & Rubble (Debt Vehicle) Pty Ltd.	A\$200 million, due Aug 2015	BBB+/Negative	ABS	Aug. 22, 2006
First Permanent Super Prime RMBS Trust 2006-1	Class A A\$174 million, due July 2037	AAA	RMBS	Aug. 21, 2006
	Class B A\$13.7 million, due July 2037	AA-		
	Class C A\$18.3 million, due July 2037	BBB		
	Class D A\$5 million, due July 2037	BB		
	Class E A\$4 million, due July 2037	B		
	Class F A\$1.3 million, due July 2037	NR		

Ratings Actions (week ending Aug. 25, 2006)

Transaction name	Class details	Rating	Asset class	Date
------------------	---------------	--------	-------------	------

Ratings Withdrawn

PAV Series 4		A-1+	ABCP	Aug. 22, 2006
------------------------------	--	------	------	---------------

Ratings Upgrade

CNH Capital Australia Receivables Trust Series 2	Class B A\$28 million, due May 2011	AAA	ABS	Aug. 21, 2006
--	-------------------------------------	-----	-----	---------------

Recently Published Reports

Article	Date
Inside ABCP June 2006	Aug. 25, 2006
NZ LoDoc Arrears Fall Over Second Quarter: Standard & Poor's Reports	Aug. 25, 2006
New Zealand RMBS Performance Watch June 2006	Aug. 25, 2006
New Zealand RMBS Arrears Statistics June 2006	Aug. 25, 2006
New Zealand Performance Watch June 2006 Pool Statistics	Aug. 25, 2006
New Zealand SPIN June 2006	Aug. 25, 2006
New Zealand SPPI June 2006	Aug. 25, 2006

At a Glance

New Term Securitisation Issuance

Year-to-date 2006 vs Year-to-date 2005

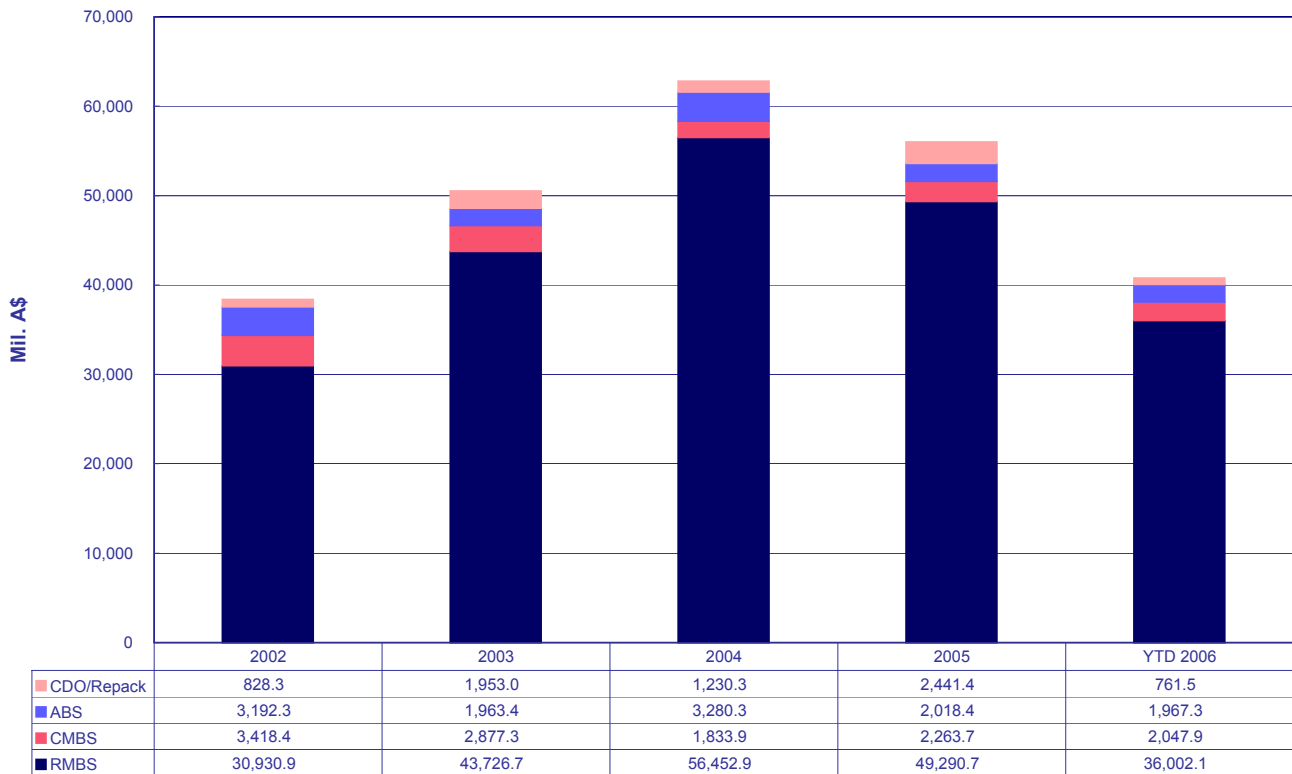
No. of Transactions

Sector	2006 YTD	2006 YTD (% of total)	2005 YTD	2005 YTD (% of total)	2006 YTD vs 2005 YTD %
RMBS	26	39.4%	34	57.6%	-23.5% ↓
CMBS	9	13.6%	7	11.9%	28.6% ↑
ABS	10	15.2%	5	8.5%	100.0% ↑
CDO/Repack	21	31.8%	13	22.0%	61.5% ↑
Total	66	100.0%	59	100.0%	11.9% ↑

Volume of Transactions

Sector	2006 YTD (mil. A\$)	2006 YTD (% of total)	2005 YTD (mil. A\$)	2005 YTD (% of total)	2006 YTD vs 2005 YTD %
RMBS	36,002	88.3%	33,368	90.6%	7.9% ↑
CMBS	2,048	5.0%	1,916	5.2%	6.9% ↑
ABS	1,967	4.8%	1,191	3.2%	65.2% ↑
CDO/Repack	762	1.9%	359	1.0%	112.1% ↑
Total	40,778.8	100.0%	36,834.4	100.0%	10.7% ↑

By Sector

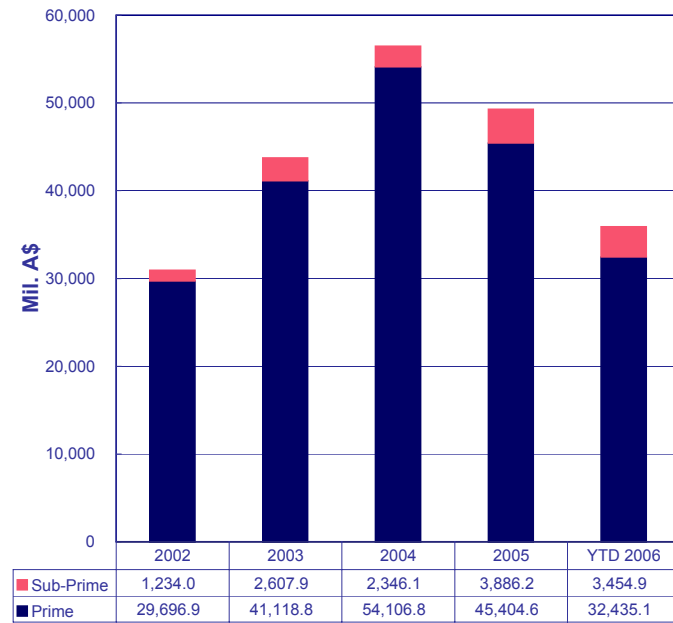


Data at Aug. 25, 2006

RMBS Snapshot

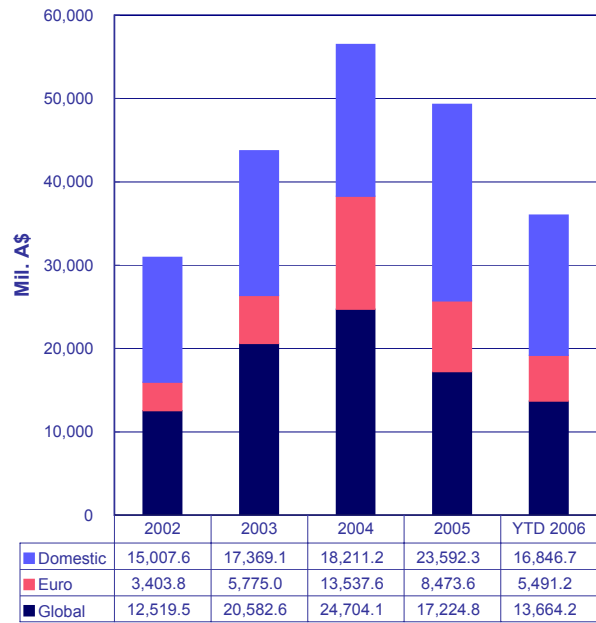
YTD RMBS Issuance

By Sector



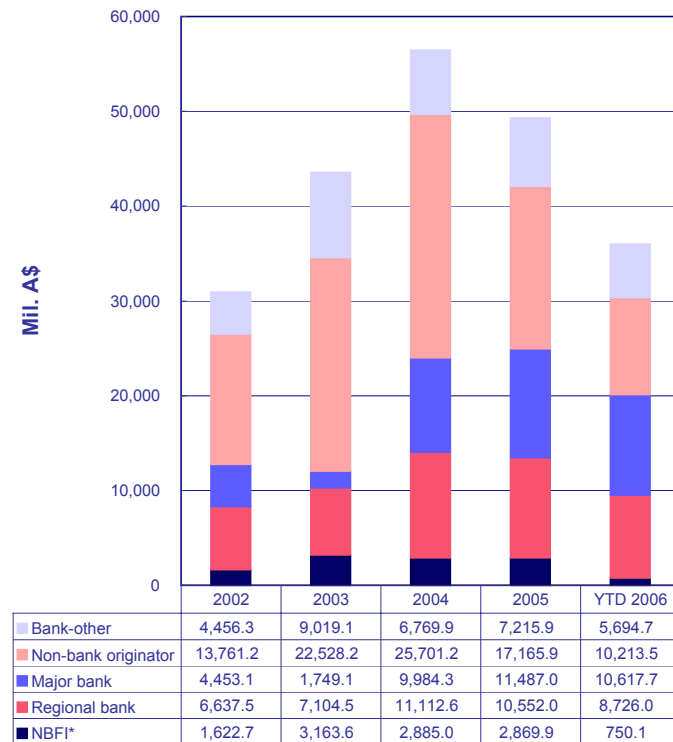
Data at Aug. 25, 2006

By Market of Issuance



Data at Aug. 25, 2006

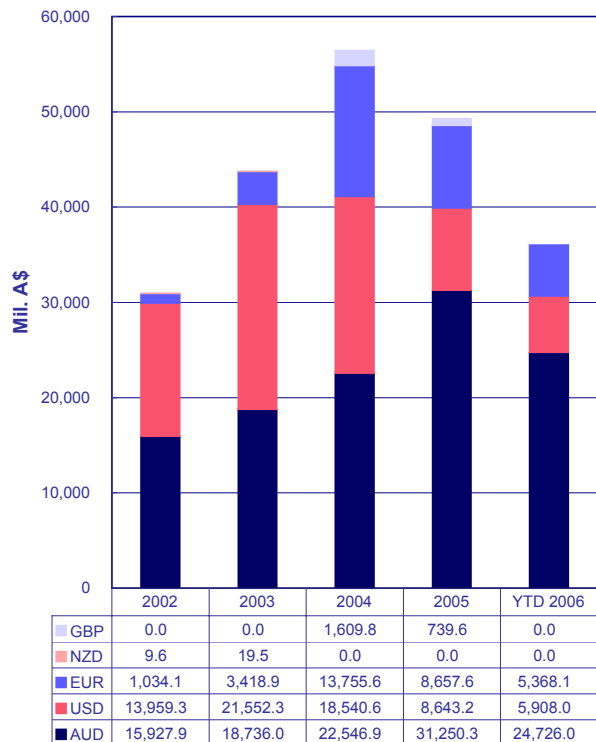
By Originator Type



Data at Aug. 25, 2006

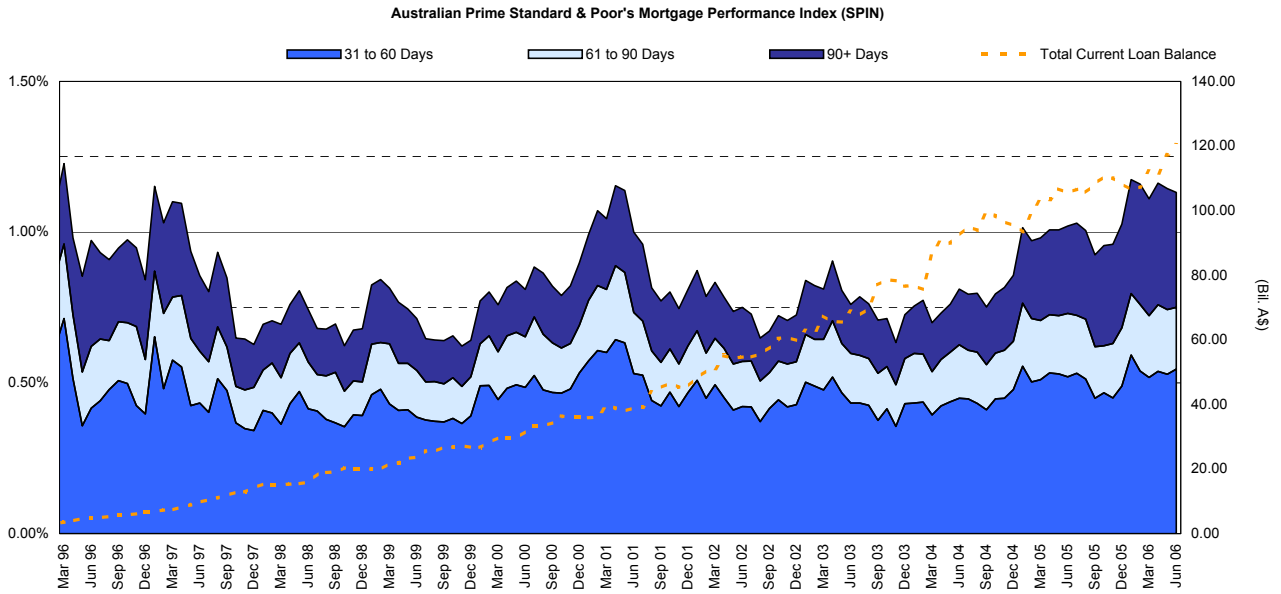
NBFIs* = Nonbank Financial Institution

By Currency



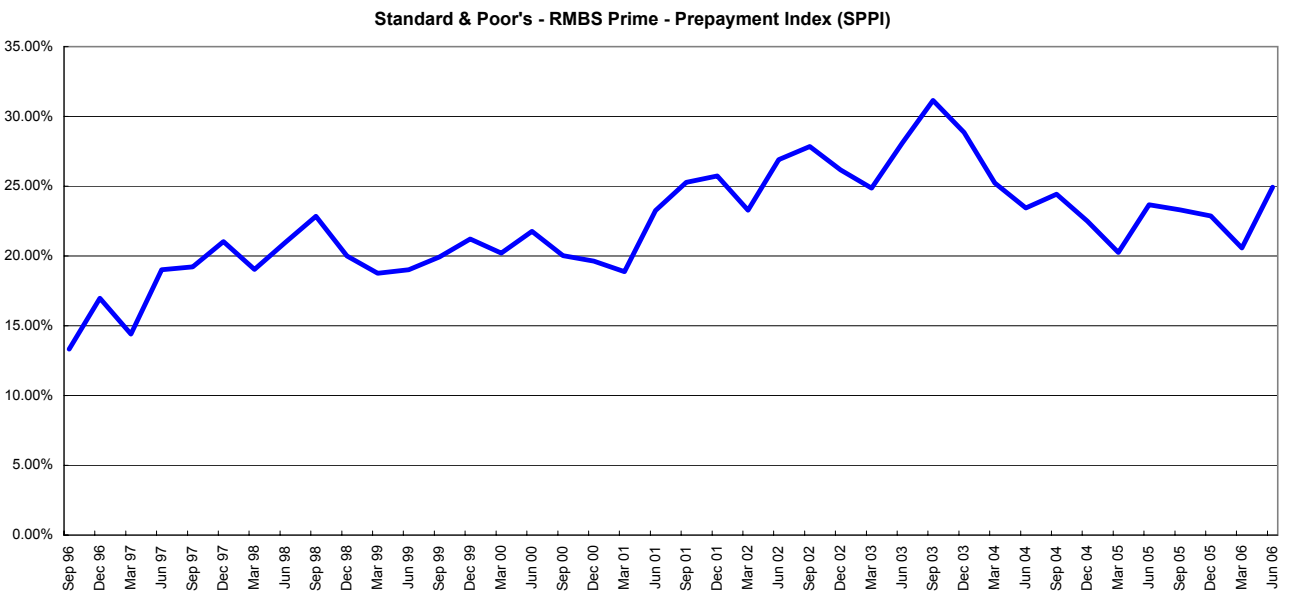
Data at Aug. 25, 2006

RMBS Performance



Australian SPIN June 2006

Australian RMBS Arrears Statistics - June 2006



Australian SPPI June 2006

Resource Centre

Transaction Name	Date Published
General	
Australia & New Zealand Securitization New Issuance Roundup: Second Quarter 2006	July 21, 2006
Australia & New Zealand Structured Finance Ratings Roundup: Second Quarter 2006	July 19, 2006
New Zealand Securitisation News	July 27, 2006
Structured Finance Melbourne Contact List	April 2006
Securitization New Issuance Roundup: Australia and New Zealand	Jan. 20, 2006
Bank Industry In Australia & New Zealand On Stable Ground	Dec. 11, 2005
Guide To Legal Issues In Rating Australian Securitization	March 2005
RMBS	
Australian RMBS Arrears Statistics - June 2006	Aug. 18, 2006
Australian RMBS Performance Watch June 2006 Part 1	Aug. 18, 2006
Australian RMBS Performance Watch June 2006 Part 2	Aug. 18, 2006
Australian RMBS Performance Watch June 2006 Pool Statistics	Aug. 18, 2006
Twice As High: Understanding the LoDoc SPIN	April 21, 2006
Securitization of Construction Loans In Australian RMBS	Nov. 24, 2005
Prime Australian RMBS: Are More Non-Mortgage-Insured Deals Just Around The Corner?	Sept. 20, 2005
How Dependent Is Australian RMBS On Lenders' Mortgage Insurance?	Sept. 14, 2005
Stable Economic Fundamentals Limit Downside Risk For Australian Residential Property Prices	Sept. 14, 2005
Investor Guide To Australia's Housing Market And Residential Mortgage-Backed Securities	Feb. 22, 2005
Spotlight On Servicing: Risks Mitigated For Australian RMBS	Sept. 24, 2004
"LoDoc" Loans, Not All The Same	Feb. 24, 2004
Australian & New Zealand RMBS: Analysing Credit Quality	Feb. 18, 2004
RVMBs	
Australia & New Zealand Reverse Mortgage Criteria	Sept. 27, 2005
Securitized Ratings Guide to Australian And New Zealand Reverse Mortgages: Out Soon	Aug. 18, 2005
CMBS	
Australia & New Zealand CMBS Performance Watch Dec. 31, 2005	April 28, 2006
The Australian CMBS Market: The Story So Far	Nov. 2, 2005
Australia & New Zealand CMBS Performance Watch June 2005	Nov. 2, 2005
Things That Matter - The Australian Commercial Real Estate Market	March 20, 2003
Emerging Issues In Australian Credit Lease Transactions	April 6, 2001
Australian Commercial Mortgage-Backed Securitization - The Rating Process	April 6, 2001
SME	
Tailored to Fit: SME Loan Securitization In Australia & New Zealand	Nov. 14, 2005
ABS	
Australian & New Zealand ABS Performance Watch June 2006	Aug. 17, 2006
CDOs	
Global SROC Report June 2006	July 13, 2006
CDO Spotlight: Overlap Between Reference Portfolios Sets Synthetic CDOs Apart	Sept. 26, 2005
SROC Shows 18 Months Of Strong Performance In Global Synthetic CDOs Despite Credit Shock	Sept. 16, 2005
CDO Spotlight: Is The Fortune For Structured Finance CDOs Tied To RMBS Performance For Better Or Worse?	Sept. 7, 2005
Credit FAQ: Post-Parmalat CDOs In Australia and New Zealand, Back On The Ratings Track	May 1, 2005
CDO Spotlight: Synthetic ROC And The Surveillance of Synthetic CDOs	March 15, 2004
Criteria for Rating Synthetic CDO Transactions	September 2003
Global Cash Flow And Synthetic CDO Criteria	March 21, 2002
ABCP	
Inside ABCP June 2006	Aug. 25, 2006
Global Asset-Backed Commercial Paper Criteria	Oct. 28, 2005
Servicer Evaluations	
Everyone's Talking About Loan Servicing	June 2004
Servicer Evaluation Reports	
Adelaide Bank Ltd.	
AMM Holdings Pty Ltd.	
AMAL Asset Management Ltd.	
Australian Mortgage Securities Ltd.	
Banksia Mortgages Ltd.	
EDS (BPA) Pty Ltd.	
FirstMac Ltd.	
Heritage Building Society Ltd.	
Interstar Wholesale Finance Pty Ltd.	
IMB Ltd.	
Liberty Financial Pty Ltd.	
Members Equity Pty Ltd.	
PayNow Ltd.	
Pepper Australia Pty Ltd.	
Queenslanders Credit Union Ltd.	

NR - Not rated. N/A - Not Applicable. N.A. - Not Available

For enquiries please contact Esther Black on (61) 3-9631-2051 or email esther_black@standardandpoors.com.

Privacy Policy Terms of Use Disclaimers Other Legal Notice Copyright © 2006

Standard & Poor's, a division of the McGraw-Hill Companies. Standard & Poor's (Australia) Pty Ltd. Level 37, 120 Collins Street, Melbourne 3000 (61) 3-9631-2000. All rights reserved. At Standard & Poor's, our analytic services are performed as entirely separate activities in order to preserve the independence and objectivity of each analytic process. All non-public information received during any analytic process, including credit ratings, is held in confidence. Our analysts do not disclose non-public information outside their specific analytic areas.

Published by Standard & Poor's, a Division of The McGraw-Hill Companies, Inc. Executive offices: 1221 Avenue of the Americas, New York, NY 10020. Editorial offices: Level 37, 120 Collins Street, Melbourne, VIC 3000, Australia; 36th floor, Edinburgh Tower, The Landmark, 15 Queen's Road Central, Hong Kong; 30 Cecil Street, Prudential Tower #17-01/08, Singapore 049712. Subscriber services: (61) 3-9631-2144. Copyright 2006 by The McGraw-Hill Companies, Inc. Reproduction in whole or in part prohibited except by permission. All rights reserved. Information has been obtained by Standard & Poor's from sources believed to be reliable. However, because of the possibility of human or mechanical error by our sources, Standard & Poor's or others, Standard & Poor's does not guarantee the accuracy, adequacy, or completeness of any information and is not responsible for any errors or omissions or the result obtained from the use of such information. Ratings are statements of opinion, not statements of fact or recommendations to buy, hold, or sell any securities.

Standard & Poor's uses billing and contact data collected from subscribers for billing and order fulfillment purposes, and occasionally to inform subscribers about products or services from Standard & Poor's, our parent, The McGraw-Hill Companies, and reputable third parties that may be of interest to them. All subscriber billing and contact data collected is stored in a secure database in the U.S. and access is limited to authorized persons. If you would prefer not to have your information used as outlined in this notice, if you wish to review your information for accuracy, or for more information on our privacy practices, please call us at (1) 212-438-7280 or write us at: privacy@standardandpoors.com. For more information about The McGraw-Hill Companies Privacy Policy please visit www.mcgraw-hill.com/privacy.html.

Analytic services provided by Standard & Poor's Ratings Services ("Ratings Services") are the result of separate activities designed to preserve the independence and objectivity of ratings opinions. Ratings are statements of opinion, not statements of fact or recommendations to buy, hold, or sell any securities. Ratings are based on information received by Ratings Services. Other divisions of Standard & Poor's may have information that is not available to Ratings Services. Standard & Poor's has established policies and procedures to maintain the confidentiality of non-public information received during the ratings process. Ratings Services receives compensation for its ratings. Such compensation is normally paid either by the issuers of such securities or third parties participating in marketing the securities. While Standard & Poor's reserves the right to disseminate the rating, it receives no payment for doing so, except for subscriptions to its publications. Additional information about our ratings fees is available at www.standardandpoors.com/usratingsfees.

Permissions: To reprint, translate, or quote Standard & Poor's publications, contact: Client Services, 120 Collins Street, Melbourne, Vic 3000 Australia, (61) 3-9631-2144. This report and the ratings contained within it are based on published information as of August 25, 2006. Subsequent information may result in the assignment of ratings that differ from the ratings published here. Please call Standard & Poor's at (61) 3-9631-2000 for the most recent rating assigned.

For Australian Users—In Australia, credit ratings are assigned by Standard & Poor's (Australia) Pty Limited, which does not hold an Australian financial services license under the Corporations Act 2001. Any rating and the information contained in any research report published by Standard & Poor's (Australia) Pty Limited is of a general nature. It has been prepared without taking into account any recipient's particular financial needs, circumstances and objectives. Therefore, a recipient should assess the appropriateness of such information to it before making an investment decision based on this information.